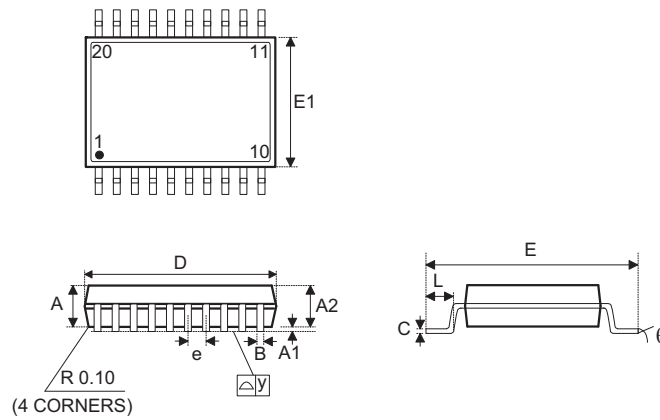


TSSOP Outline Dimensions

20-pin TSSOP Outline Dimensions

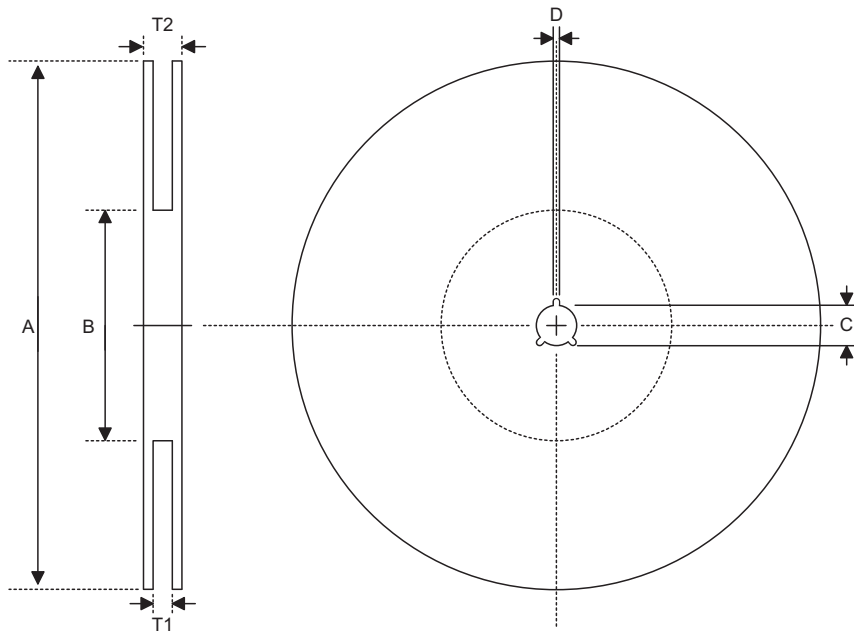


Symbol	Dimensions in inch		
	Min.	Nom.	Max.
A	0.041	—	0.047
A1	0.002	—	0.006
A2	0.037	—	0.041
B	—	0.009	—
C	0.005	—	0.007
D	0.252	—	0.260
E	0.248	—	0.256
E1	0.169	—	0.177
e	—	0.026	—
L	0.018	—	0.030
y	—	—	0.004
θ	0°	—	8°

Symbol	Dimensions in mm		
	Min.	Nom.	Max.
A	1.05	—	1.20
A1	0.05	—	0.15
A2	0.95	—	1.05
B	—	0.22	—
C	0.13	—	0.17
D	6.40	—	6.60
E	6.30	—	6.50
E1	4.30	—	4.50
e	—	0.65	—
L	0.45	—	0.75
y	—	—	0.10
θ	0°	—	8°

Product Tape and Reel Specifications

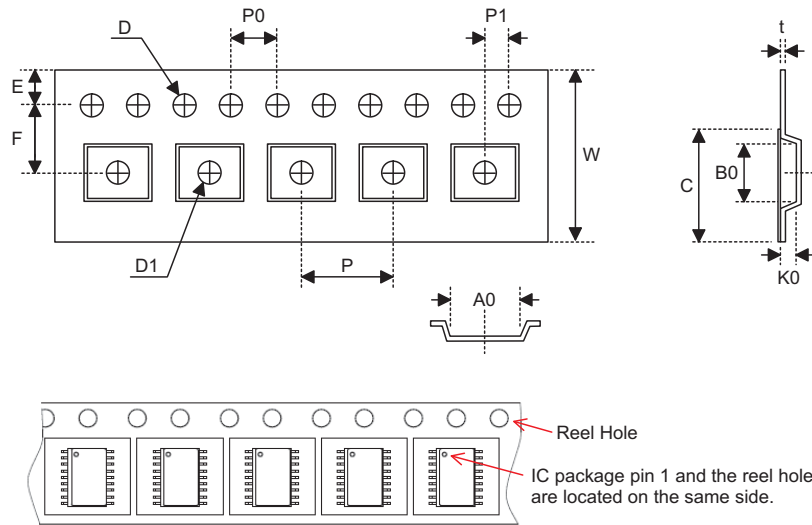
Reel Dimensions



TSSOP 20L

Symbol	Description	Dimensions in mm
A	Reel Outer Diameter	330.0±1.0
B	Reel Inner Diameter	100.0±1.5
C	Spindle Hole Diameter	13.0 ^{+0.5/-0.2}
D	Key Slit Width	2.0±0.5
T1	Space Between Flange	16.4 ^{+0.3/-0.2}
T2	Reel Thickness	19.1 max.

Carrier Tape Dimensions



TSSOP 20L

Symbol	Description	Dimensions in mm
W	Carrier Tape Width	16.0±0.3
P	Cavity Pitch	8.0±0.1
E	Perforation Position	1.75±0.10
F	Cavity to Perforation (Width Direction)	7.5±0.1
D	Perforation Diameter	1.5 ^{+0.1/-0.0}
D1	Cavity Hole Diameter	1.5 ^{+0.1/-0.0}
P0	Perforation Pitch	4.0±0.1
P1	Cavity to Perforation (Length Direction)	2.0±0.1
A0	Cavity Length	6.8±0.1
B0	Cavity Width	6.9±0.1
K0	Cavity Depth	1.6±0.1
t	Carrier Tape Thickness	0.30±0.05
C	Cover Tape Width	13.3±0.1