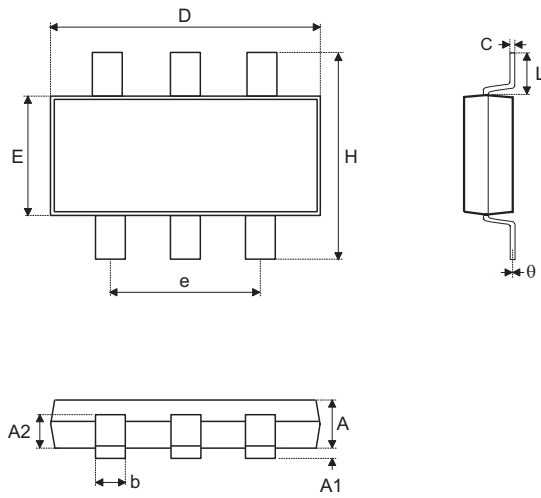


SOT23-6 Outline Dimensions

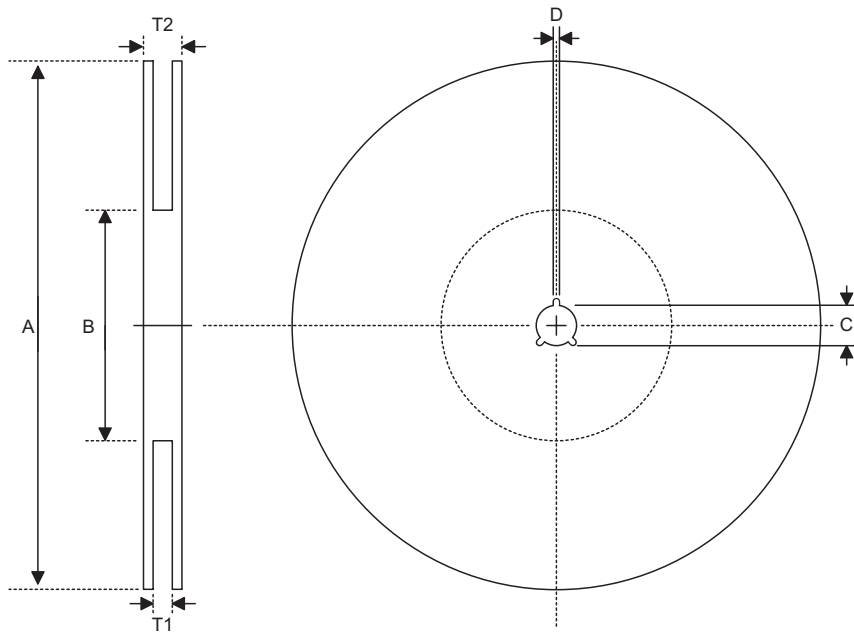
6-pin SOT23-6 Outline Dimensions



Symbol	Dimensions in mm		
	Min.	Nom.	Max.
A	1	—	1.3
A1	—	—	0.1
A2	0.7	—	0.9
b	0.35	—	0.5
C	0.1	—	0.25
D	2.7	—	3.1
E	1.4	—	1.8
e	—	1.9	—
H	2.6	—	3
L	0.37	—	—
θ	1°	—	9°

Product Tape and Reel Specifications

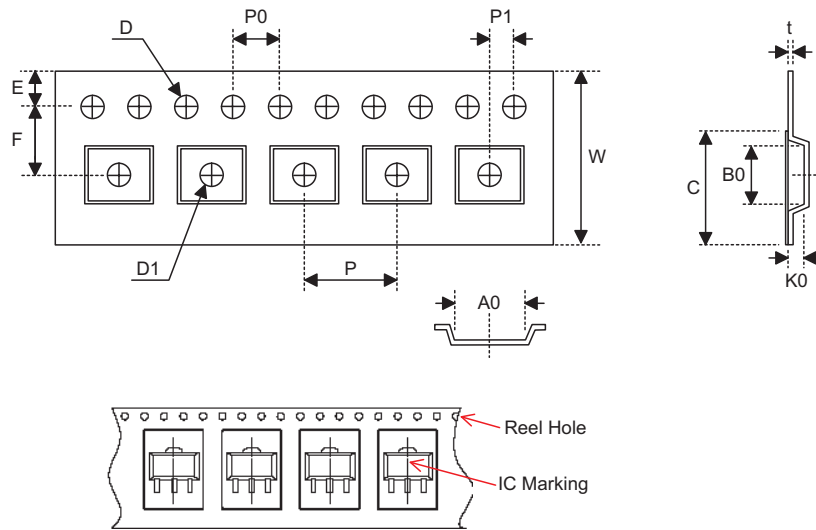
Reel Dimensions



SOT23-6

Symbol	Description	Dimensions in mm
A	Reel Outer Diameter	178±1
B	Reel Inner Diameter	62±1
C	Spindle Hole Diameter	13±0.2
D	Key Slit Width	2.5±0.25
T1	Space Between Flange	8.4+1.5 -0.0
T2	Reel Thickness	11.4+1.5

Carrier Tape Dimensions



SOT23-6

Symbol	Description	Dimensions in mm
W	Carrier Tape Width	8±0.3
P	Cavity Pitch	4
E	Perforation Position	1.75
F	Cavity to Perforation (Width Direction)	3.5±0.05
D	Perforation Diameter	1.5±0.1
D1	Cavity Hole Diameter	1.5±0.1
P0	Perforation Pitch	4
P1	Cavity to Perforation (Length Direction)	2
A0	Cavity Length	3.15
B0	Cavity Width	3.2
K0	Cavity Depth	1.4
t	Carrier Tape Thickness	0.2±0.03
C	Cover Tape Width	5.3